

# LET'S MAKE



## You will need:

- Templates
- Paper or Card
- Safety Scissors
- Glue
- Colouring Pens, Crayons or Paint

# BIRTHDAY CARDS

1. Print out the templates



2. Cut out the pictures you would like to use



3. Glue the pictures to the paper/card



4. Draw or paint on your card



5. Have fun making your own pictures



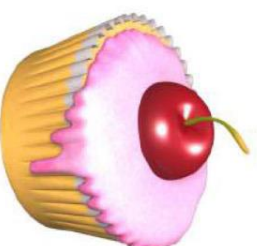
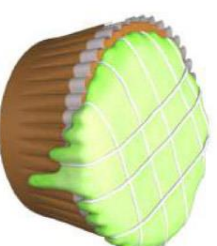
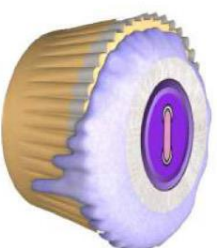
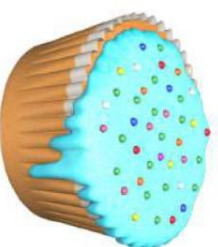
A B C D E F G




H I J K L M N

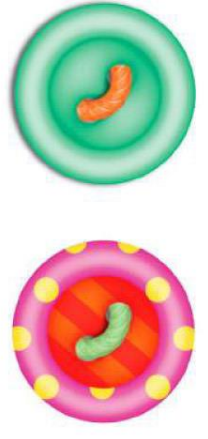



O P Q R S T U


V W X Y Z

HAPPY  
BIRTHDAY









**A B C D E F G H I J**

**K L M N O P Q R S**

**T U V W X Y Z**

**0 1 2 3 4 5 H A P P Y**

**6 7 8 9 B I R T H D A Y**